

FEDERATION CYNOLOGIQUE INTERNATIONALE (FCI) (AISBL)

Place Albert 1er, 13, B - 6530 Thuin (Belgique) Tél : ++32.71.59.12.38 – Fax : ++32.71.59.22.29, email : info@fci.be

AGILITY REGULATIONS OF THE FEDERATION CYNOLOGIQUE INTERNATIONALE



Contents

A.	GENERAL PROVISIONS.....	3
B.	F.C.I. REGULATIONS.....	3
	INTRODUCTION.....	3
	CATEGORIES.....	3
	COURSES	
	- General.....	3
	- Design.....	3
	- Competition progress.....	4
	- Standard Course Time.....	4
	- Maximum Course Time.....	4
	- Test progress.....	4
	OBSTACLES.....	4
	JUDGING.....	6
	- General.....	6
	- Faults.....	7
	- Elimination.....	9
	- Force majeure.....	9
	QUALIFICATIONS / AGILITY CERTIFICATE.....	9
	RESULTS.....	9
	ORGANISING A COMPETITION.....	10
	ELIGIBILITY TO ENTER COMPETITIONS.....	10
	TESTS / CATEGORIES & CLASSES.....	11
	- Official Agility tests.....	11
	- Unofficial Agility tests.....	12
C.	F.C.I. WORLD CHAMPIONSHIP.....	12
	- Organisation.....	12
	- Tests.....	13
	- Applications.....	13
	- Ring equipment.....	14
	- Veterinary control.....	14
	- Record book / Licence.....	14
	- Judges.....	14
	- Prizes.....	14
D.	OBSTACLES – DESIGN & MEASUREMENTS.....	16-17

A. GENERAL PROVISIONS

The National Cynological Organisations (N.C.O.) are invited to promote the AGILITY ideal and the regulations defined by the F.C.I.

B. F.C.I. REGULATIONS

Introduction

Agility is a dog competition open to all dogs.

The aim of agility is for dogs to negotiate different obstacles to assess and enhance their intelligence and agility.

It is an educational and sporting activity intended to improve the dog's integration into society.

The sport requires a good rapport between dog and handler, which will result in perfect understanding. Competitors therefore must be familiar with elementary training and basic obedience.

Categories

Three categories exist:

S (Small) : for dogs measuring less than 35 cm. at the withers

M (Medium) : for dogs measuring 35 cm. or more and less than 43 cm at the withers

L (Large) : for dogs measuring 43 cm. or more at the withers

Courses

A course is built with several obstacles; the way they are placed determines the degree of difficulty and speed. The dog must complete the course within a predetermined time and the obstacles must be negotiated in the correct order.

1 General

- The ring, required to build an agility course, must measure at least 30 m. x 40 m. Within this area the ring that the course will be built in must measure at least 20 m. x 40 m. When two rings are used, it is advisable to have a closed partition between them or a distance of about 10 m.
- The actual length of the course will be between 100 m. and 200 m. and, depending on the class, will require a dog to traverse at least 12 obstacles but no more than 20, no less than 7 of them must be jumps (hurdles, wall, tyre). A standard competition set must contain at least 10 hurdles.
- Spread jumps will have a maximum width: S: 30 cm.; M: 40 cm.; L: 55cm.
- Combination jumps (maximum three hurdles counting as one obstacle) have a distance of minimum 4,50 m. and maximum 7 m. between them. These combination jumps can only consist of hurdles with poles.
- The distance between two consecutive obstacles ranges from 5 m. to 7 m.

2 Course design

The design of the course is left entirely to the judge's imagination, but must change direction at least twice.

Before the start of a competition the judge will inspect the obstacles put at his disposal and when they meet the necessary standard, he will hand over his course design to the organising committee who will then set up the course.

The judge will check the course and have the length measured precisely.

A well-designed course will allow the dog to go round easily and smoothly.

The aim is to get the correct balance between the control over the dog, avoiding faults on the obstacles and the speed with which the course is negotiated.

It is advisable to frequently change the design of the course and position of the obstacles in order to avoid any automation in the dogs.

3 Competition progress

No practise is allowed on the course but competitors will be allowed to walk the course without their dogs before the test begins.

Before starting the competition the judge will brief the handlers, explaining to them the nature of the competition, standard course time, maximum course time, the way the test will be marked and remind them of the rules.

a) Determining the Standard Course Time (SCT)

The speed in meters per second chosen on the course will determine the SCT. The speed chosen will depend on the standard of the competition and the degree of difficulty of the course and the surface the dog has to run on.

The SCT (in seconds) will be determined by dividing the length of the course by the chosen speed (in m/s).

Example: A course is 150 m. long and the chosen speed 2,50 m/s. The SCT will be 60 seconds ($150 \div 2.50$).

b) Determining the Maximum Course Time (MCT)

In general, the judge will allow the MCT to be twice the SCT – 60 seconds SCT will give a 120 seconds MCT. The MCT should not be less than 1,5 times the SCT.

c) Test progress

The handler will go into the ring and place the dog (sit, down or stand) behind the start line. The dog's lead and collar are taken off. For safety reasons dogs must never wear these while under test. During the test the handler is not allowed to have anything in his hands.

The handler is allowed to position himself anywhere on the course. The handler will start his dog after the judge's signal. The time will start as soon as the dog crosses the start line.

A variety of commands and signals are allowed during the test.

The handler must ensure that the dog traverses the obstacles in the correct order without touching the dog or the obstacles. The handler must not negotiate, go under or over, the obstacles.

The test is finished and the time stopped when the dog crosses the finish line.


The handler puts the dog back on the lead and leaves the ring.

Obstacles

The obstacles approved by the F.C.I. are:

- | | | |
|-------------------|-----------------|---------------|
| - Hurdles | - See-Saw | - Flat Tunnel |
| - Viaduct or Wall | - A-frame | - Tyre |
| - Table | - Weaving Poles | - Long Jump |
| - Dog Walk | - Tube Tunnel | |

Obstacles may under no circumstances be unsafe for the dogs and must comply with the following specifications:

- Hurdles:**
- a) Single
 Height: L: 55 to 65 cm. - M: 35 to 45 cm. - S: 25 to 35 cm.
 Minimum width: 1,20 m.
 Hurdles can be set up with poles (metal or plastic is not advisable), panels, gates, brushes, etc. The top pole or plank, however, must be easily displaced.
- b) Spread
 Two single jumps (as in item a, but with poles only) placed together to form a double spread jump. The poles are placed in ascending order with a difference in height of 15 to 25 cm.
 The highest pole is placed at the back:
 L: 55 to 65 cm. - M: 35 to 45 cm. - S: 25 to 35 cm.
 The total depth must not exceed: L: 55 cm. - M: 40 cm. - S: 30 cm.
- Wall:** Height: L: 55 to 65 cm. - M: 35 to 45 cm. - S: 25 to 35 cm.
 Minimum width: 1,20 m. and approximately 20 cm. thick.
 The panel can have 1 or 2 tunnel shaped openings. The wall should have displaceable units at the top.
 The shape of the units: 
- Table:** 0,90 x 0,90 m minimum – 1,20 x 1,20 m maximum.
 Height: L: 60 cm. - M and S: 35 cm.
 The table must be stable with a non-slippery surface. An electronic timing device (audible signal after 5 seconds) can be built into the table surface except for an area, 10 cm. wide around the top edges of the table.
- Dog Walk:** Height: 1,20 m. minimum - 1,35 m. maximum
 The planks should be a minimum of 3,60 m. and a maximum of 4,20 m. in length and 30 cm. in width.
 Each ramp should have anti-slip slats at regular intervals (about every 25 cm.) to avoid slipping and making the climb easier, but not within 10 cm. of the start of a contact area. These slats must be 20 mm. wide and 5 to 10 mm. thick and must not have sharp edges.
 The last 90 cm. from the bottom of each ramp should have a different colour (on the sides as well) to indicate the contact area.
- See-saw:** The length of the plank should be a minimum of 3,65 and a maximum of 4,25 m. and 30 cm. in width.
 The height of the central bracket being 1/6th of the length of the plank from the ground.
 Examples: L = 3,65 m., H = 60 cm. if L = 4,25 m. than H = 70 cm.
 Contact areas: same as the dog walk.
 The obstacle must be stable and the plank must be non-slip. However, anti-slip slats are not allowed. The see-saw must be properly balanced (must not tip too fast or too slow) and allow the small dogs to tip it without problems.
 Check: The see-saw must tip within 3 to 4 seconds when a weight of 1 kilo is placed at the end of the obstacle. If this is not the case then adjustments must be made.
- A-frame:** Two ramps A-shaped.
 Width: 90 cm. minimum, which may be increased at the bottom to 1,15 m.
 The apex must be 1,90 m. (with a 90° angle) from the ground for the Large dogs and 1,70 m. (frame opened up) for the Medium and Small dogs.

Each ramp should have ant-slip slats at regular intervals (about every 25 cm.) to avoid slipping and making the climb easier, but not within 10 cm of the start of a contact area. These slats should be 20 mm. wide and 5 to 10 mm thick and must not have sharp edges.

The last 1,06 m. from the bottom of each ramp should have a different colour (on the sides as well) to indicate the contact area.

The top of the A-frame may not present any danger to the dogs and must be covered if necessary.

- Weaving poles:** Number of poles: 8, 10 or 12
The poles are rigid and have a diameter of 3 to 5 cm. The height of the poles is 1 to 1,20 m and they are placed 50 to 65 cm apart. The weaving poles at the World Championships must be placed 60 cm apart.
- Tube tunnel:** Diameter: 60 cm. - Length: 3 to 6 m.
Flexible so that one or more bends can be formed.
- Flat tunnel:** It must have an entrance of rigid construction with a depth of 90 cm. The entrance has a height of 60 cm. and a width of 60 to 65 cm. The exit is made of supple material and is 2,50 to 3,50 m. in length and has a diameter of 60 to 65 cm. If the exit can be pegged down the pegs should be no more than 50 cm. apart, allowing all sizes of dogs an easy exit.
- Tyre:** Aperture diameter: 38 cm. to 60 cm.
Aperture centre from the ground: L: 80 cm. – M and S: 55 cm.
The tyre must be adjustable in height (chains or rope), fixed or rigid attachments are not allowed.
The bottom half of the tyre must be filled for safety reasons.
The base of this obstacle should be at least 2 meters long (1 m. each side of the tyre).
- Long jump:** Two to five units comprise a long jump. The overall length is:
L : 1,20 to 1,50 m. (4 to 5 units)
M: 70 to 90 cm. (3 to 4 units)
S : 40 to 50 cm. (2 units)
Width of the jump: 1,20 m.
The units are placed in ascending order. The lowest unit at the front: the height: 15 cm. Height of the highest unit: 28 cm.
Depth of each unit: 15 cm, rising in height.
Corner poles, with a minimum height of about 1,20 m should be placed at all four corners (not fixed to any of the units). The top of these poles should be covered to protect dog and handler if necessary.
- Start and Finish:** The start and finish line should be placed within 1 m. of the first and the last obstacle. The distance between the marker poles should be the length of the hurdle poles plus 50 cm. left and right.
There should be enough room (at least 6 m.) for the dog at the start and at the finish.

Judging

No competitor shall impugn the decision of the judge whose decisions are final.

1 General

The aim is to let the dog negotiate the course correctly and within the SCT. The SCT, however, is only a reference and speed should not be the main criteria.

An agility course is about skill, not about speed.

In case of dogs finishing equal, the dog with the least amount of faults on the course should be favoured. The time will be taken into consideration only when the total faults are the same.

If, by chance, the total faults (course + time faults) are exactly the same the judge can run off the equal dogs.

2 Faults

Faults applied are:

- Faults incurred for failure to negotiate the course correctly
- Faults incurred for failure to complete the course within the SCT

Faults

a) Exceeding the SCT: a single fault per second.

b) General:

- The handler must not pass between the poles that mark the start and/or the finish or he will be faulted (5 faults), also the time will start as the handler crosses the start line.
- A handler who gains an advantage by touching his dog will be faulted - 5 faults each time it occurs.
- A handler who deliberately touches an obstacle will be faulted - 5 faults each time it occurs.

c) Faults on the course:

All course faults are in units of five (5 faults)

Knockdowns:

It is a fault each time any part of any obstacle is knocked down, until the dog has cleared the next obstacle.

Refusals:

Will be faulted with a refusal: a dog that stops in front of an obstacle or a dog that stops on the course. A dog that runs out or runs by an obstacle, jumps between the tyre and the frame or walks through the long jump. A dog that puts its head or a paw in a tunnel and comes back out again.

Contact area:

On the A-frame, dog walk and see-saw the dog must touch the up as well as the down contact with at least one paw. Failure to do so: 5 faults each time it occurs.

Refusals must be corrected, failure to do so will result in elimination.

The same applies to the weaving poles, where mistakes must be corrected immediately.

Other faults: knockdowns or missing a contact point: the dog will be penalised but it continues its run.

d) Marking on specific obstacles:

Table

There will be a 5 second wait on the table with the dog in any position, which may be changed during the wait. The count will start as soon as the dog is on the table.

If the dog leaves the table before the count is finished and the signal from the judge, it will be penalised with a fault (5 faults) and will have to get back on the table where the count is restarted. Failure to do so will result in elimination on the next obstacle

The dog can get on to the table from three sides: A, B and C. If the dog passes the table and jumps on from side D, it will be penalised with a refusal (5 faults) but will not be eliminated for taking an obstacle from the wrong side.



It is a fault if the dog slips off the table (5 faults) and it will have to get back on the table (from any side) where the count is restarted. A dog that runs under the table will be penalised with a refusal (5 faults).

A handler who starts the electronic countdown will be eliminated.

Dog walk

The dog that alights from the obstacle before touching the descending ramp with four paws will be penalised with a refusal (5 faults)

See-saw

The dog that jumps off the obstacle before passing the pivot point will be penalised with a refusal (5 faults). The see-saw must touch the ground before the dogs alights from the obstacle, otherwise it will incur 5 faults.

A-frame

The dog that alights from the obstacle before touching the descending ramp with four paws will be penalised with a refusal (5 faults).

Weaving poles

The first pole must be on the left of the dog, the second on the right and so on.

Each incorrect entry will be penalised with a refusal (5 faults). For further errors a dog should only be penalised once, with a fault (5 faults). Every mistake in the weaving poles must be corrected immediately. Back weaving (more than 2 gates) will result in elimination.

The obstacle must be completed correctly, failure to do so will result in elimination on the next obstacle.

Long jump

The units of the obstacle are evenly spaced and in ascending order to make a jump that is 0,40 to 1,50 m. long.

“S” : 40 to 50 cm (2 units), “M” : 70 to 90 cm (3 o 4 units), “L” : 120 to 150 cm (4 to 5 units)

Walking through, running past, jumping in from or out to the side and not traversing the complete obstacle will be penalised with a refusal (5 faults).

Banking or knocking down one of the units, as well as a foot or feet landing between the units will be penalised with a fault (5 faults). Casual contact will not be faulted.

Spread jump

Judged in the same way as the single hurdles

Combination jump with two or three hurdles

Each hurdle that is part of the combination is judged separately. A fault or a refusal can be incurred on each element. Should the dog get a refusal on one of the elements, then the whole combination must be restarted. Failure to do so will result in elimination.

The hurdles can be set up in a straight line or any other variation. Combination jumps can be negotiated only once during a test.

Elimination

- Unseemly behaviour towards the judge
- Harsh handling of the dog
- Exceeding the Maximum Course Time
- Three refusals
- Taking obstacles out of sequence
- Forgetting to take an obstacle
- Taking an obstacle in the wrong direction
- Handler negotiates an obstacle himself, jumps or passes under the obstacle.
- Handler starts the electronic countdown on the table if a table with electronic timing is used
- Handler holds something in his hand
- Replacing the dog at the start after it has crossed the start line (unless instructed by the judge)
- Dog wearing a collar
- Stopping on the course (unless instructed by the judge)
- Dog fouls or leaves the ring or is no longer under control

Elimination means that the dog is disqualified and handler and dog must leave the ring as quickly as possible. Elimination must be indicated clearly (whistle, etc.) by the judge. The judge will deal with all unexpected circumstances and must be consistent at all times.

Force majeure

Under circumstances beyond the handler's control - poles blown down, twisted cloth of the flat tunnel – the judge can stop the handler and, of course, the time.

When the obstacle has been rebuilt, the judge will restart the time and the dog from where it was stopped.

All faults incurred before the dog was stopped will still apply.

Qualification / certificate

In agility tests, the following 'qualifications' will be given:

0 to 5,99 total faults	EXCELLENT
6 to 15,99 total faults	VERY GOOD
16 to 25,99 total faults	GOOD
more than 26 total faults	NO QUALIFICATION

'Total faults' means: all the faults on the obstacles plus all the time faults

The 'FCI AGILITY CERTIFICATE' will be awarded to dogs having obtained the qualification 'Excellent' 3 times, with clear rounds, under two different judges in Agility 1 competitions.

Results

The following is taken into account to decide places:

- 1 Total faults (course + time faults)
- 2 In cases where the total faults are the same, then the dog with the least course faults will be placed first
- 3 In cases where the total faults and the course faults are the same then the fastest dog will be placed first

Example: with a SCT of 60 seconds

Dog	Faults	Dogs time	Time faults	Total faults	Place
7	5	58,71	0,00	5,00	3
12	0	65,00	5,00	5,00	1
18	5	57,25	0,00	5,00	2
4	0	68,32	8,32	8,32	4
15	10	59,17	0,00	10,00	6
2	5	65,00	5,00	10,00	5

Organising a competition

Clubs wanting to organise an agility competition must:

1. Have a ring of minimum 20 x 40 m.
The surface must not present a danger to the dogs or handlers (no broken glass, nails, pot holes etc.)
2. Appoint a judge approved by his own Kennel Club and the FCI to officiate.
3. Provide a number of stewards necessary to run a competition smoothly, which includes:

A scribe who notes the faults signalled by the judge, so the judge need not take his eyes off the dog

2 timekeepers in charge of timing the dogs (1 official – 1 back up)

2 equipment stewards in charge of rebuilding obstacles and straightening the flat tunnel after each passage

2 secretaries (minimum) in charge of the scoreboard, filling in the record books and sorting out the places.

1 ring steward to show competitors in and out the ring.

A team (6 people) available to build or rebuild the course according to the judge's instructions.

Eligibility to enter competitions

Eligible to enter:

- a) Official agility tests sanctioned by the FCI, that award the FCI Agility Certificate and qualify for national competitions and the FCI World Championships:
All breeds over 18 months and in possession of a pedigree recognised by the FCI and are members of a club belonging to a National Cynological Organisation (Kennel Club) affiliated to the FCI.
Competitors must have a record book or a license issued by their NCO in which competition results are recorded.
- b) Unofficial agility tests
All dogs over 18 months with or without pedigree; they must however be tattooed and owners/handlers must be members of a club belonging to a NCO affiliated to the FCI.

Ineligible to enter:

- Pregnant bitches
- Bitches in heat
- Dogs that are apparently ill or hurt

Dogs coming from or going to a region infected with rabies must have a valid inoculation certificate against rabies.

Handlers must be a member of a club belonging to a NCO.

Visiting handlers/dogs from other countries must show that they are a member of a NCO affiliated to the FCI and that they compete in official tests in their own country.

Competitors are expected to be on their best behaviour and properly dressed

Harsh handling will be condemned severely and will result in immediate elimination. A complaint may also be lodged against the handler.

The organising club has the right to refuse any entry.

Tests / categories & classes

Two sort of tests are organised:

- 1 Official agility tests sanctioned by the FCI
- 2 Unofficial agility tests

Three categories exist:

S (Small) - M (Medium) - L (Large)

Note: Dogs can only enter one category. It is recommended that the height of the dogs competing in 'S' and 'M' be registered in the record book. An FCI approved breed or agility judge who signs the entry in the record book can measure the dogs.

1 Official Agility tests sanctioned by the FCI

Open only to FCI recognised pedigree dogs over 18 months old and in possession of a record book or license issued by their NCO.

There are two official classes:

- Agility – including contact equipment and the table.
- Jumping – excluding contact equipment and the table, unless it is used at the start in which case it is not regarded as an obstacle.

These classes are divided into three levels:

a) Agility/Jumping 1

Open only to dogs that have not yet obtained their 'Agility Certificate'.

b) Agility/Jumping 2

Open only to dogs that have obtained their 'Agility Certificate'.

c) Agility/Jumping 3

Open only to dogs who were placed three times, with a clear round, in the top three in Agility 2 tests.

Relegation is possible, this according to the specifications of the NCO.

When building the course the judge must use, at his discretion, the obstacles approved by the FCI.

Note: An Agility 1 course will have a maximum of three contact obstacles, and a maximum of four contact obstacles will be used in an Agility 2 and Agility 3 course (at the judges discretion). Weaving poles and combination jumps can be negotiated only once during a test. Contact obstacles should not be the first or the last obstacle on the course. Tyre and long jump must always be set up for a straight approach from the previous obstacle.

The difference between Agility 1, Agility 2 and Agility 3 should be:

- the length of the course and its degree of difficulty
- the speed chosen to determine the SCT

The rules apply for all the categories - S, M and L - except that the obstacles must meet the specifications defined for the Small and the Medium dogs.

The results obtained in the officials tests will be recorded in the record books or licence and allow entering National Championships, as well as the World Championships in so far that the criteria, set out by the NCOs, are met.

2 Unofficial tests

Left to the initiative of each country, these 'unofficial competitions' should hold the agility ideals high and ensure the safety of the dogs and handlers. In his briefing, the judge should explain the rules before starting each class.

Standard marking can be applied or vary according to the class that is being organised.

The number of classes at an 'unofficial agility show' is determined by the organising club and will depend on the number of entries and the time available.

C. FCI WORLD AGILITY CHAMPIONSHIPS

1 Organisation

The World Agility Championships are organised annually. The winners will gain the title 'World Agility Champion(s)'

Any NCO wanting to organise the 'World Agility Championships' must apply five years in advance. Applications must be sent to the chairman of the FCI Agility Committee. As a rule, the date for the World Championship, is the first weekend of October. The FCI Agility Committee must approve any deviation from this date. Applications should include the following details:

- Name of the NCO
- Place where the event is planned/description of the facilities
- Name and address of the official running the competition

Description of the facilities and ring chosen for the event as well as the available resources, which must meet the 'Specifications for the World Agility Championships' attached to these regulations. The World Agility Championship is an event in which the top handlers of FCI member countries take part. The organising country should give this event the prestige befitting the 'World Championships'.

The host country will provide all the necessary equipment. It is responsible for the reception of all invited competitors and officials.

To create a good atmosphere, which will contribute to the success of the event, special consideration should be given to the use of a good commentator during the event.

The media (press, radio, TV etc.) should be contacted to ensure the necessary publicity in order to attract a large number of spectators and thereby promote Agility and the pure bred dog.

The organising NCO is responsible only to the FCI for the practical organisation and it must take the appropriate measures to make sure that the event runs smoothly.

At least 6 months prior to the event, the organising NCO must invite other NCOs to participate. The NCOs should be advised about closing date, maximum number of entries and they should also be requested to provide suitable and identical attire for their teams.

The FCI agility committee will appoint a representative who will ensure that the 'Specifications' regarding the World Championships are respected by the organising NCO and that the Agility rules and regulations are strictly applied. The organising NCO will present the representative with a programme of the competition.

2 Tests

Tests will be judged according to the FCI rules and regulations. They will be held in one ring, 30 x 40 m. Two judges (one from the host country) will officiate.

The World Agility Championships will consist of:

a) 2 'individual' tests

- 1 Agility course containing the contact equipment and if a table is used it should have electronic timing.
- 1 Jumping course without contact equipment or the table, unless it is placed at the 'start' – in which case it should not be regarded as an obstacle.

The course will only contain the approved obstacles.

The two results added together will determine the winner, who will be 'World Agility Champion'. In case of a tie (for first place only), a run-off is held over a third course.

b) 2 'team' tests

- 1 Agility course containing the contact equipment and if a table is used it should have electronic timing.
- 1 Jumping course without contact equipment or the table, unless it is placed at the 'start' – in which case it should not be regarded as an obstacle.

Each participating country will be allowed to enter one team, consisting of 3 dogs per category (a dog can be entered in one team only). The course will only contain the approved obstacles.

The two results (agility and jumping) of the 3 dogs of each team will be added together to determine the winning team. The winning team will be called 'World Agility Champions'.

TEST DOG

Before the judge starts the test and after determining the SCT, a 'test dog' – that does not take part in the competition – will have a test run. This will occur in each category.

3 Applications

For the World Agility Championships, NCOs affiliated to the FCI (or those with a close relationship) are allowed to select:

- 'Individual' tests: 9 dogs, "L", "M" or "S".
- 'Team' tests: 1 team consisting of 3 dogs per category, 'L', 'M' and 'S'.

Note: The winners in the 'individual' tests (L – M - S) of the previous Championship will be selected automatically so they can defend their title. These dogs will simply be added on to the number of dogs allowed for their country.

Only the dogs registered with the studbooks (and not the “waiting list” or “appendix”) of the FCI member organisations and contract partners or registered with a non FCI member organisation whose studbook is, however, recognised by the F.C.I. will be allowed to compete. In addition, these dogs must have achieved the qualification ‘Excellent’ or at least ‘Very Good’ in an official Agility 2 or Agility 3 test.

The NCOs can consider other criteria.

The NCOs will send the entry forms, properly completed and signed, to the organising committee before the closing date. They will, at the same time, appoint a ‘team leader’ or coach who shall be responsible for the team before the organising committee.

4. Ring equipment

2 complete agility sets, consisting both of the following approved obstacles:

10 hurdles with poles (1 brush fence, 1 hurdle with full panel, 1 hurdle with gate are also allowed), 1 tyre, 1 wall or viaduct, 1 dog walk, 1 A-frame, 1 see-saw, weaving poles, 1 table with an electronic timing device built in the surface, 1 long jump, 1 tube tunnel and 1 flat tunnel.

5 Veterinary control

Each dog will be submitted to a veterinary control before the competition starts. The inoculation certificates against rabies will be checked. Dogs coming from or going to a rabies-infected region must also have a valid health certificate issued by their veterinary surgeon.

Pregnant bitches or dogs that are ill or hurt will not be allowed to compete. Bitches in heat are allowed to compete, provided they are separated from the other competing dogs, and kept away from them and run last in the competition.

6 Record book or license

Each dog must have a record book or license, which is handed over to the organising committee before the competition starts.

7 Judges

The FCI Agility Committee will appoint two qualified judges; one of them must be from a different country than the organising country.

The judge is not permitted to judge immediate family such as spouse, partner, father, mother, daughter, son or household residents.

The expenses of the judges are defined in the FCI ‘Specifications for the World Agility Championships’. The organiser must provide the foreign judge with an interpreter in one of the four FCI languages (French, English, German, Spanish).

The judging are definitive and cannot be appealed

8 Prizes


In the interest of international agility, it is advisable that each participating country contributes to the success of the World Agility Championships by putting special or extra prizes at the disposal of the organising committee.

The organising committee must abide by the FCI rules and regulations that lists all the committee’s duties and responsibilities and implement them correctly.

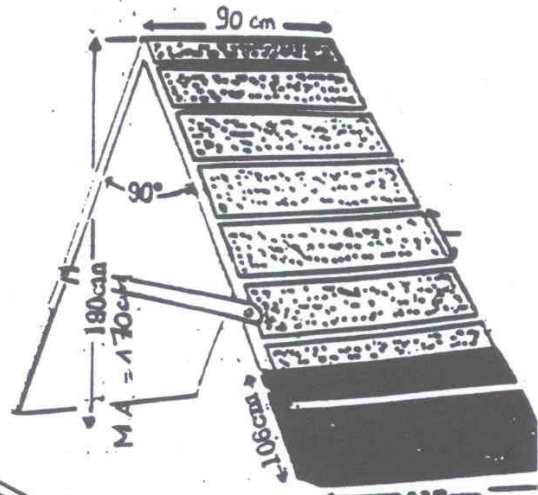
The changes in bold characters were approved by the FCI General Committee, Paris, April 2005

OBSTACLES AGILITY

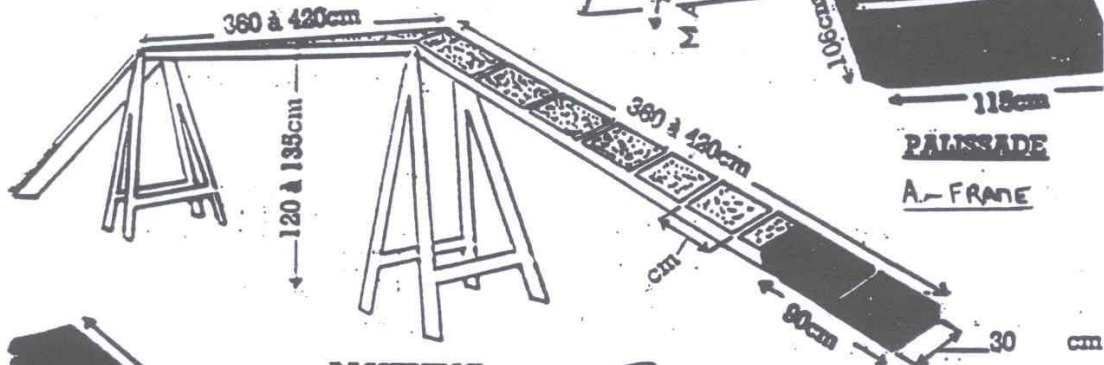
Règlement de la Fédération Cynologique Internationale



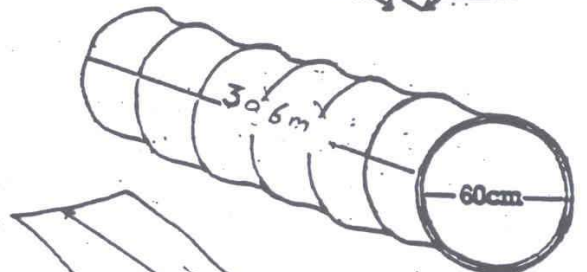
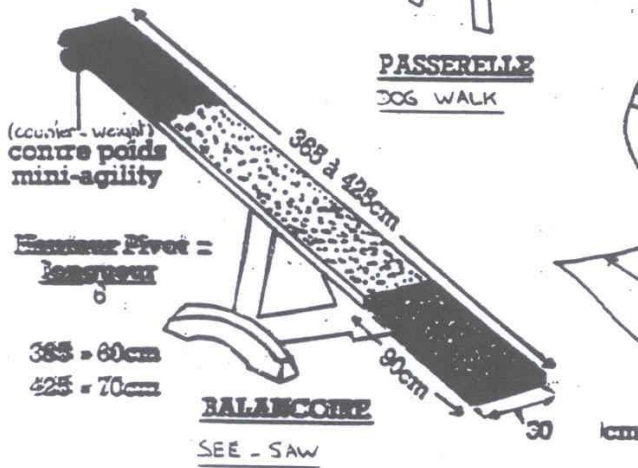
TABLE



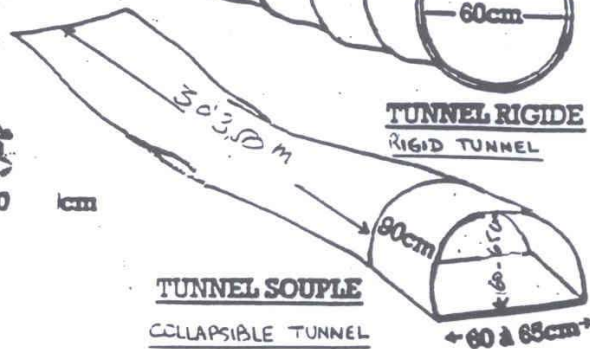
**PALISSADE
A-FRAME**



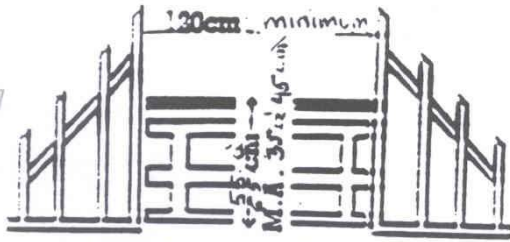
**PASSERELLE
DOG WALK**



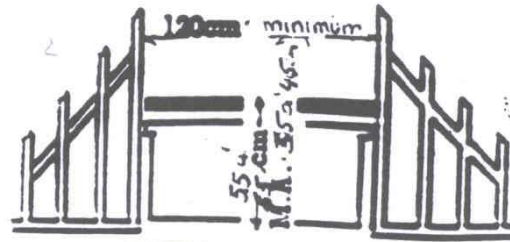
**TUNNEL RIGIDE
RIGID TUNNEL**



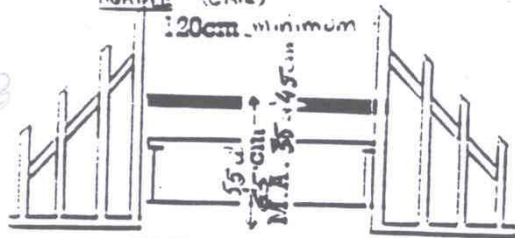
**TUNNEL SOUPLE
COLLAPSIBLE TUNNEL**



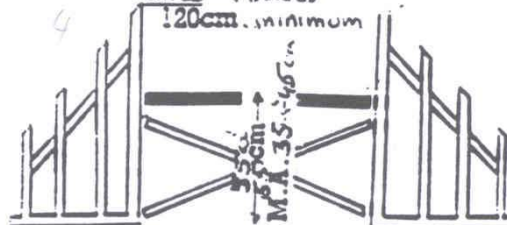
1 HAIE (panneau claire-voie)
HURDLE (GATE)



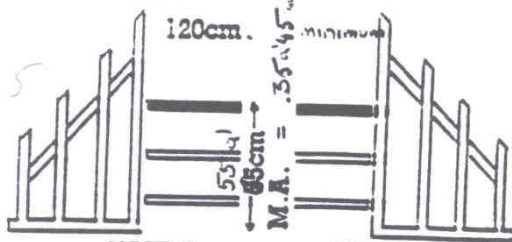
2 HAIE (panneau plein)
HURDLE (PANEL)



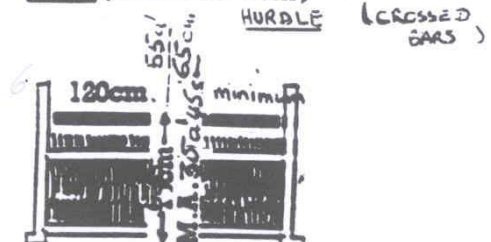
3 HAIE (petit panneau)
HURDLE (SMALL PANEL)



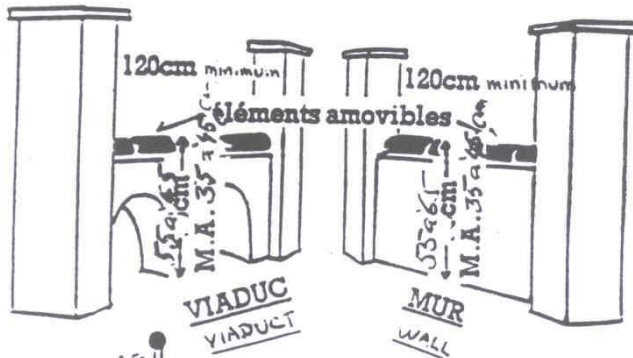
4 HAIE (barres en croix)
HURDLE (CROSSED BARS)



5 HAIE (barres parallèles)
HURDLE (PARALLEL BARS)

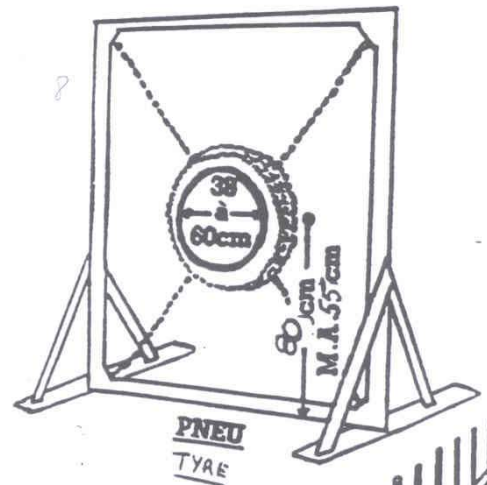


6 HAIE (simple)
HURDLE (BRUSH FENCE)

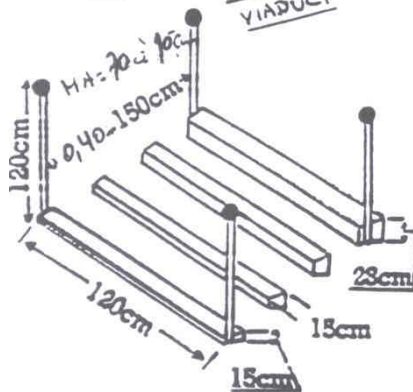


VIADUC
VIADUCT

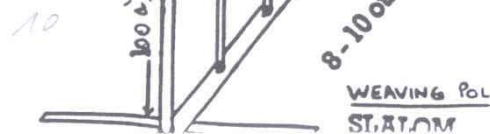
MUR
WALL



PNEU
TYRE



SAUT EN LONGUEUR
(2 à 5 elements)



WEAVING POL
STATION